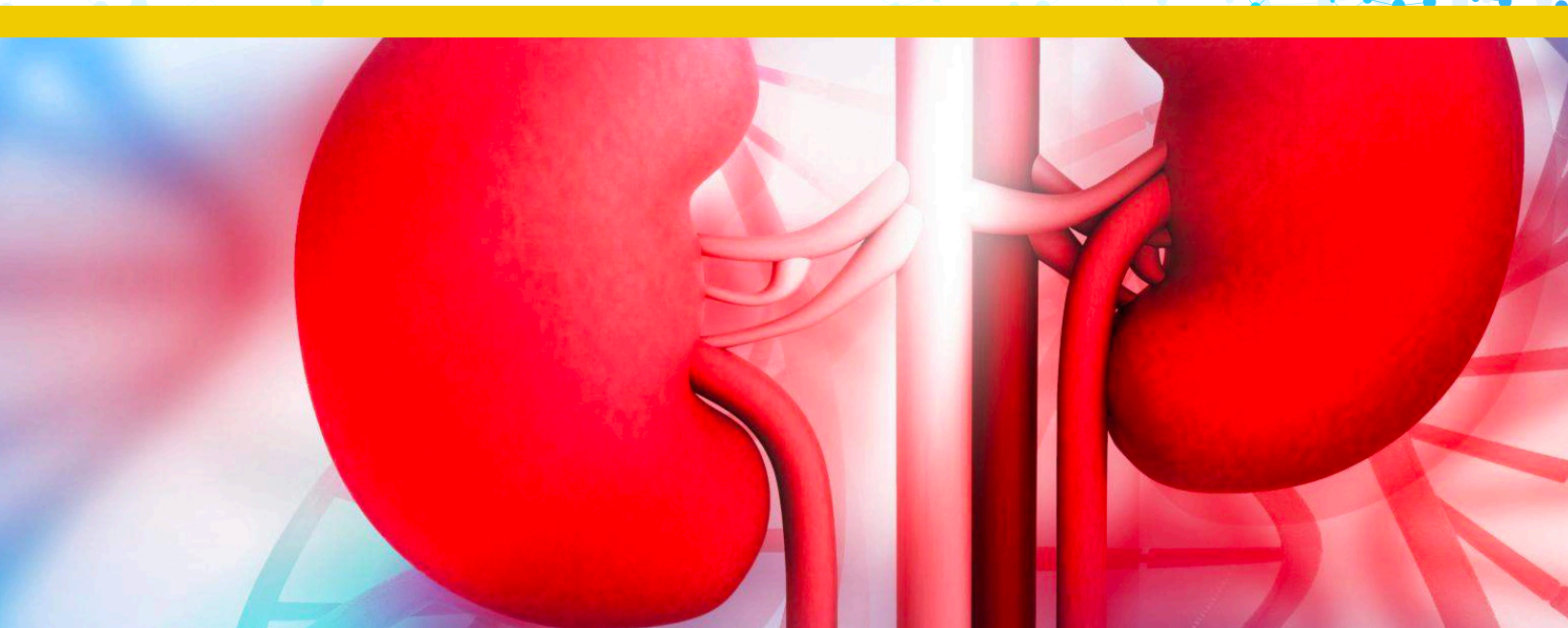


Data SNAPSHOT



Chronic Kidney Disease Disparities in Medicare Fee-For- Service Beneficiaries

Chronic kidney disease (CKD) is a condition in which the kidneys are damaged and cannot filter blood as well as they should. CKD can lead to kidney failure making a transplant or dialysis necessary. The two main causes of CKD are diabetes and hypertension. In the early stages of CKD, people may not have symptoms so screening is very important. Early detection and patient education can help prevent kidney failure as there are actions that can be taken to prevent further damage and slow disease progression. According to the Centers for Disease Control and Prevention (CDC), kidney disease is the tenth leading cause of death in the United States, and about 37 million US adults are estimated to have CKD.¹ The National Kidney Foundation states that Black/African Americans are three times more likely to experience kidney failure than White people.²

The [Mapping Medicare Disparities Tool](#) developed by Centers for Medicare & Medicaid Services (CMS) shows that 25% of people with Medicare fee-for-service (FFS) had a diagnosis of CKD in 2020.³ The prevalence of CKD has increased over time, from 16% in 2012 to 25% in 2020 as shown in Figure 1, and varied by age, sex, race and ethnicity, eligibility for Medicare and Medicaid, and geographic areas. Figure 2 shows the age standardized prevalence of CKD among people with FFS by race and ethnicity in 2020. CKD was highest among Black/African American (36%), followed by American Indian/Alaska Native (32%), Hispanic (29%), and Asian/Pacific Islander (26%). Whites (24%) with FFS had the lowest percentages of CKD.

The rate of Medicare FFS enrollees with CKD also varied by geographic areas as shown in Figure 3. Puerto Rico (33%), Florida (30%), Guam (30%), Alabama (28%), Georgia (28%), Louisiana (27%), Tennessee (27%), Texas (27%) and West Virginia (27%) had a higher prevalence rate, and Montana (16%), Wyoming (16%), Alaska (17%), Vermont (17%), New Hampshire (19%), Colorado (20%), Idaho (20%) and Oregon (20%) had a lower prevalence rate.

Figure 4 shows geographic differences in CKD prevalence among minority racial and ethnic groups with FFS.

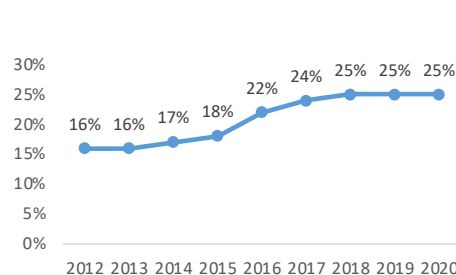


Figure 1. Prevalence of CKD among People with FFS by year

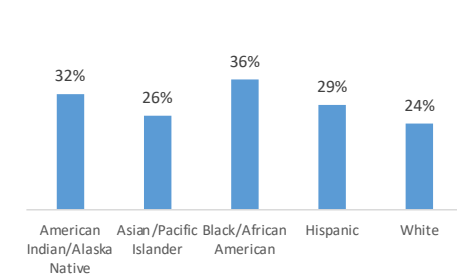


Figure 2. Age Standardized Prevalence of CKD among People with FFS by Race/Ethnicity, 2020

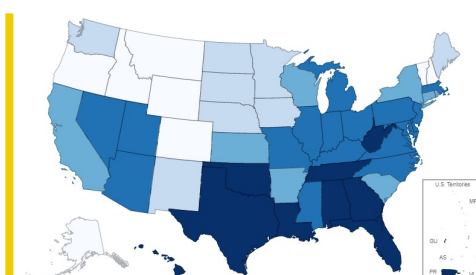


Figure 3. Prevalence of CKD among People with FFS by State/Territory, 2020

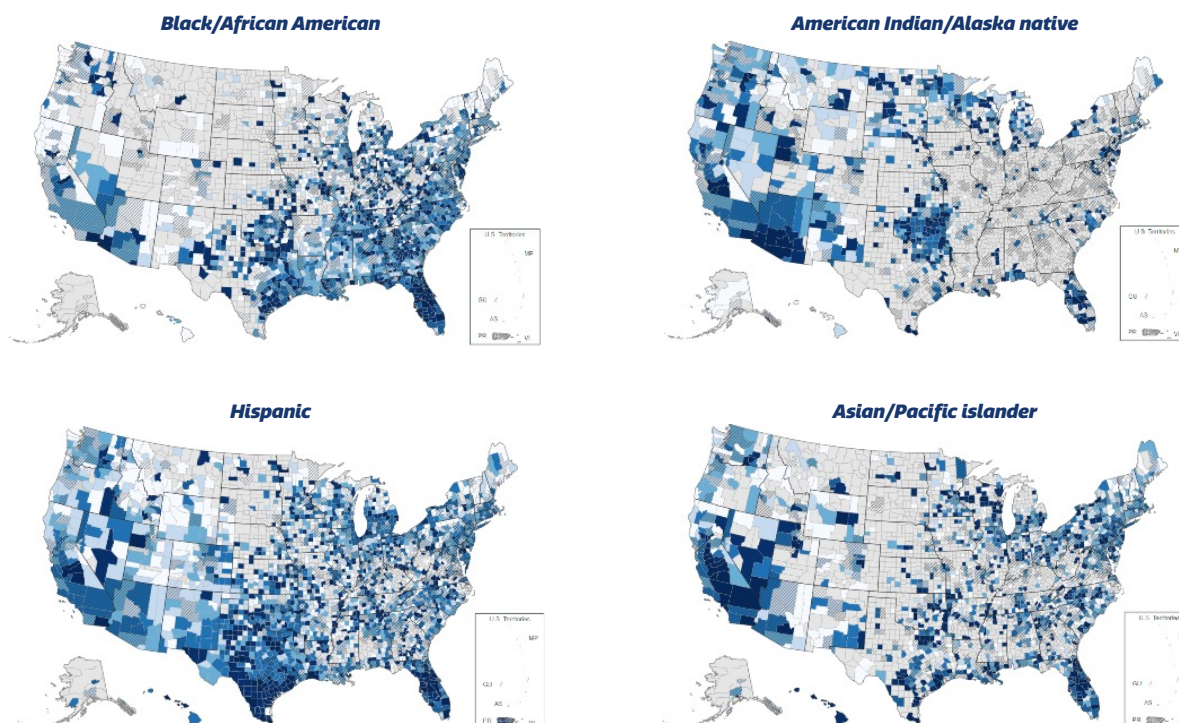


Figure 4. CKD Prevalence Maps for Minority Race/Ethnicity by County among People with FFS, 2020

Medicare covers annual wellness visit and other [Preventive & Screening Services](#) that help people with Medicare stay healthy, and covers up to 6 sessions of kidney disease education services. In 2020, 33% of the people with Medicare FFS had annual “Wellness” visit.³ Also, [Medicare Coverage of Kidney Dialysis & Kidney Transplant Services](#) explains what Medicare covers and how Medicare helps pay for kidney dialysis and kidney transplant services.

Beneficiary Resources

[Chronic Kidney Disease Initiative](#)

[Medicare and You Handbook](#)

[Medicare & You: National Kidney Month](#) (Video)

[Your Medicare Coverage: Kidney disease education](#)

[Find a dialysis facility](#)

[National Kidney Disease Education Program](#)

[National Kidney Foundation](#)

Provider Resources

[Chronic Kidney Disease Disparities: Educational Guide for Primary Care \(PDF\)](#)

[Medicare QIOs and Chronic Kidney Disease \(PDF\)](#)

[ESRD National Coordinating Center Network Map & Directory of ESRD](#)

[Kidney Care Choices \(KCC\) Model](#)

[CKD Nutrition Management Training Program](#)

[Healthy People 2030: Chronic Kidney Disease Objectives](#)

[Chronic Kidney Disease in the United States, 2021 \(PDF\)](#)

References/Sources

1. Centers for Disease Control and Prevention.
<https://www.cdc.gov/kidneydisease/basics.html>
2. National Kidney Foundation. <https://www.kidney.org>
3. Centers for Medicare & Medicaid Services. Mapping Medicare Disparities Tool.
<https://data.cms.gov/mapping-medicare-disparities>

CMS Office of Minority Health

7500 Security Blvd.
MS S2-12-17
Baltimore, MD 21244

[http://go.cms.gov/
cms-omh](http://go.cms.gov/cms-omh)

If you have questions or
feedback, please contact:

HealthEquityTA@cms.gov