

Head to Toe Infection Prevention Implementation Guide



Civil Money Penalty Reinvestment Program

What is the *Head to Toe* Toolkit?

The *Head to Toe* Toolkit is designed to help your nursing home **reduce preventable infections**, including pneumonia, skin infections, and urinary tract infections (UTIs). Infections are costly. They have a negative impact on residents' quality of life and the nursing home's reputation. ***Head to Toe* can help you reduce preventable adverse events.**

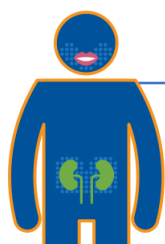
How can *Head to Toe* help prevent infections?

One of the best ways to reduce preventable adverse events is to empower nurse aides in their roles as the first line of defense against infections. **The activities of daily living (ADL) care provided by nurse aides can help prevent the most common infections in nursing homes (pneumonia, skin infections, and UTIs).** The *Head to Toe* Toolkit provides education and tools to help clinical teams enhance the work they already do to prevent these common infections.

What are the benefits of implementing *Head to Toe*?

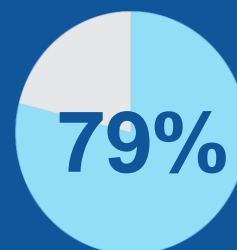
Head to Toe aims to improve quality of care by using your nursing home's available resources. This toolkit offers a variety of approaches to infection prevention that will help your nursing home work toward the following goals:

- Reducing incidence of pneumonia, skin infections, and UTIs
- Enhancing infection prevention and antibiotic stewardship efforts to reduce *Clostridioides difficile* (commonly known as *C. diff*) infections and incidence of sepsis
- Improving quality of life and quality of care for your residents

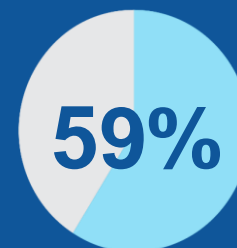


Reducing infections can help your home manage resources and provide better quality of life for both residents and staff.

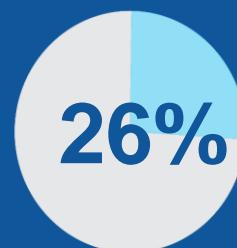
Preventing infections can minimize harm to residents, save resources, and uplift a home's reputation.



of residents who experience an adverse event experience harm that requires **prolonged stay, transfer, or hospitalization.**



of adverse events in nursing homes are **preventable.**



of adverse events in nursing homes are related to **infections that may be preventable.**

Disclaimer: Use of this tool is not mandated by CMS, nor does its completion ensure regulatory compliance.

Head to Toe Infection Prevention Implementation Guide

How can you start implementing *Head to Toe*?

1


Meet with the leadership team in your home to discuss the toolkit.

Be sure to include the director of nursing, infection preventionist, nurse education coordinator, and any other leadership team members who are important to the success of infection prevention in your home.

2


Read through the toolkit together and talk about which pieces will be most helpful for your staff.

The pieces of the toolkit can be used together or individually to support your home's infection prevention goals.




Handbook

Educational resource that connects infection prevention to ADL care. Use the whole Handbook or the chapter(s) most relevant to your nursing home.




Observation Guide

Short list of questions to help nurse aides and licensed nurses quickly identify signs of a possible infection. Designed for daily use!




Staff Presentation

Training tool that includes practice activities and knowledge checks to help train staff. Use the module(s) most relevant to your nursing home.



Customizing Care Tool

Form to help the clinical team tailor infection prevention care to residents' needs and preferences.



Resource for Residents and Loved Ones

One-page resource to help explain the importance of infection prevention. Share with residents, loved ones, or other departments.



Suspected Infection Investigation Tool

Tool to help nurse aides collect information about any resident with a potential infection.

3

Meet with staff and provide copies of the toolkit.

Once you choose the pieces you would like to use, distribute copies to clinical staff on all shifts. Start with a kickoff meeting to introduce the toolkit and hold follow-up meetings to reinforce the use of *Head to Toe* concepts and tools.

4

Set goals and track your home's progress in reducing infections.

Integrate the pieces of *Head to Toe* that you have chosen into your home's infection prevention and control program, antibiotic stewardship efforts, or organizational quality plan. Monitor the infection rates in your home to track progress toward your goals.